
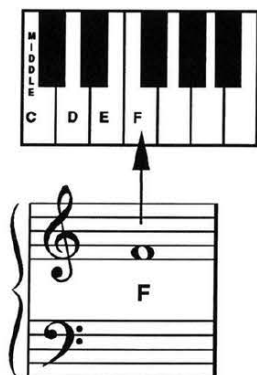


## Introducing F

Introducing F...  
The first space in the  
high staff is **F**.



## Running Around

© Mayron Cole

(RIGHT-HAND MUSIC)

use any 4 successive R.H. fingers

(orchestrated accompaniment has a 2 measure count-in)

*Quickly*

Musical notation for the right-hand part of the song 'Running Around'. The piece is in 4/4 time and marked 'Quickly'. The melody consists of a series of eighth notes: C4, D4, E4, F4, G4, A4, B4, C5, B4, A4, G4, F4, E4, D4, C4. Below the staff, the notes are labeled with their letter names: C, D, E, F, G, A, B, C, B, A, G, F, E, D, C. An 'Optional Left Hand' part is provided below the right-hand staff, consisting of a single note F in the first measure, followed by a whole rest, then a single note C in the third measure, followed by a whole rest, and finally a single note F in the fifth measure, followed by a whole rest. The notes are labeled F, C, and F.

# Lazy Days

©Mayron Cole

(RIGHT-HAND MUSIC)

use any 4 successive R.H. fingers

(orchestrated accompaniment has a 2 measure count-in)

*Sittin' in the Shade Speed*

1 2 3 4

5 6 7 8





9 10 11 12 13

14 15 16



## DO YOU KNOW?

place the correct answer in the blank

- A.  \_\_\_\_\_
- B.  \_\_\_\_\_
- C.  \_\_\_\_\_
- D.  \_\_\_\_\_

- 1. SHARP SIGN (go forward to the very next key)
- 2. FLAT SIGN (go backward to the very next key)
- 3. NATURAL SIGN (cancels a sharp or a flat)
- 4. FERMATA (hold the key down a little longer)



## Swinging

© Mayron Cole

(RIGHT-HAND MUSIC)

use any 4 successive R.H. fingers

(orchestrated accompaniment has a 2 measure count-in)

*Gently*

1 2 3 4 5 6 7 8

9 10 11 12 13 14 15 16

3 beats + 3 beats

TIE HOLD



## Summer Is Over

© Mayron Cole

(RIGHT-HAND MUSIC)

use any 4 successive R.H. fingers

(orchestrated accompaniment has a 2 measure count-in...  
since there is a split measure, the 2 measure count-in will be 7 beats)

COUNT: 4 + 1+2+3+4 + 1+2+3+4 + 1+ 2 + 3+ 4 + 1+2+3+4 +

Split Measure...  
the remaining beats  
are in the LAST measure

Pre-1 1 2 3 4

5 6 7 8

# Skipping Rocks

(BOTH-HANDS MUSIC)

use any successive fingers on the appropriate hand  
(orchestrated accompaniment has a 2 measure count-in)

*Adroitly!*

© Mayron Cole

Musical notation for measures 1-3 of 'Skipping Rocks'. The piece is in 4/4 time. Measure 1 includes a count-in: 'COUNT: 1+ 2+ 3+ 4+' with a '1' below the first measure. The right hand plays a sequence of eighth notes: C4, D4, E4, F4, G4, A4, B4, C5. The left hand plays a sequence of eighth notes: C3, D3, E3, F3, G3, A3, B3, C4. Measure 2 continues the right hand sequence: D4, E4, F4, G4, A4, B4, C5, D5. The left hand continues: G3, A3, B3, C4, D4, E4, F4, G4. Measure 3 continues the right hand sequence: E4, F4, G4, A4, B4, C5, D5, E5. The left hand continues: F4, G4, A4, B4, C5, D5, E5, F5.

Musical notation for measures 4-6 of 'Skipping Rocks'. Measure 4 continues the right hand sequence: F5, G5, A5, B5, C6, D6, E6, F6. The left hand continues: E4, F4, G4, A4, B4, C5, D5, E5. Measure 5 continues the right hand sequence: G5, A5, B5, C6, D6, E6, F6, G6. The left hand continues: F4, G4, A4, B4, C5, D5, E5, F5. Measure 6 continues the right hand sequence: A5, B5, C6, D6, E6, F6, G6, A6. The left hand continues: G4, A4, B4, C5, D5, E5, F5, G5.



Musical notation for measures 7-8 of 'Skipping Rocks'. Measure 7 continues the right hand sequence: B5, C6, D6, E6, F6, G6, A6, B6. The left hand continues: A4, B4, C5, D5, E5, F5, G5, A5. Measure 8 continues the right hand sequence: C6, D6, E6, F6, G6, A6, B6, C7. The left hand continues: B4, C5, D5, E5, F5, G5, A5, B5.

# The Squeaky Gate

(BOTH-HANDS MUSIC)

© Mayron Cole

use any successive fingers on the appropriate hand

(orchestrated accompaniment has a 2 measure count-in...  
since there is a split measure, the 2 measure count-in will be 5 beats)


*Tempo di Oil Can*

Musical notation for measures 1-5. The piece is in 3/4 time. The right hand (treble clef) plays a melody starting on G4, moving up stepwise to D5. The left hand (bass clef) plays a bass line starting on G2, moving up stepwise to D3. Measure 1 is a split measure with a 3-beat count-in (Pre-1) and a 2-beat count-in (1-2). Measures 2-5 continue the melody and bass line. Fingerings are indicated: 1, 2, 3, 4, 5 for the right hand and 1, 2, 3, 4, 5 for the left hand.

Split Measure...  
the remaining beats  
are in the LAST measure

Musical notation for measures 6-11. The right hand continues the melody, and the left hand continues the bass line. Measure 6 is a split measure with a 3-beat count-in (Pre-1) and a 2-beat count-in (1-2). Measures 7-11 continue the melody and bass line. Fingerings are indicated: 1, 2, 3, 4, 5 for the right hand and 1, 2, 3, 4, 5 for the left hand.

Musical notation for measures 12-16. The right hand continues the melody, and the left hand continues the bass line. Measure 12 is a split measure with a 3-beat count-in (Pre-1) and a 2-beat count-in (1-2). Measures 13-16 continue the melody and bass line. Fingerings are indicated: 1, 2, 3, 4, 5 for the right hand and 1, 2, 3, 4, 5 for the left hand.



# Mountain Echo

(BOTH-HANDS MUSIC)

use any successive fingers on the appropriate hand

(orchestrated accompaniment has a 2 measure count-in)

*Slowly*

© Mayron Cole

